

DR. ASHUTOSH MARWAH

M.D. Pediatrics

FELLOWSHIP IN PED CARDIOLOGY (AUS)
SENIOR CONSULTANT'S PEDIATRIC CARDIOLOGIST

7th September, 2011

To,

The Managing Trustee
Relief India Trust
A-369, Sector 19
Near Max Hospital
Noida-201301.

Respected Sir,

This is to inform that MAST VIKAS /11 years/M, S/o Mr. Surender Singh, requires open heart surgery (VSD closure) to prevent ongoing damage to his heart.


The approximate cost of surgery at Fortis Escorts Heart institute New Delhi will be Rs. 1, 75, 000/-. The financial condition of the patient's family is poor and can't afford expense of the treatment. I request you to help them financially as the treatment is essential for the patient's life.

Kindly do the needful and oblige.

Thanking you

Best Regards,

Dr. Ashutosh Marwah


Dr. ASHUTOSH MARWAH
M.D. Pediatrics
Fellowship in Ped Cardiology (Aus)
Consultant Pediatric Cardiologist
Heart Institute & Research Centre
Okhla Road, New Delhi-110025




ESCORTS HEART INSTITUTE AND RESEARCH CENTRE LTD.
BILL CUM RECEIPT

Regn. No. : 00432691 Bill No. : 11/NBG2-H10529/Ca/OH047822
Name : MAST VIKAS , Date. : 06/09/2011
Sex : M OPD No. : OP01266566

S.No.	Particulars	Unit	Rate	Amount
1	REGISTRATION CHARGES	1	100	100

Sub Total : 100
Amount Paid : 100

(Received a sum of Rupees One Hundred only)


Signature
(Puja Kumari)

Payment Details

Sr No	Mode	Particulars	Amount
1	Cash		100
Total			100

* Individual amounts have been rounded off to the nearest Rupee





G. B. PANT HOSPITAL, NEW DELHI-110 002
Department of Cardiology
Echocardiography & Doppler Hemodynamic Laboratory



Name Shankh Age & Sex: 11y/M OPD/CR. No 1676258 Echo No.....
 Operator Dr. Sunod Wt/Ht _____ Date 2-9-11
 Clinical Diagnosis _____

Measurements

LA/Ao	LVIDd/LVIDs	FS	EF (m-mode)
RVID	IVSd/IVSs	PWTd/PWTs	RA
SVC	IVCi/IVCx	MPA	LPA
RPA	As Ao	Des Ao	MVA
ASD/VSD/PDA		LV Mass	2D-LV Volumes
EF	<u>SS leucardie</u>		

2D Echo Description

Valves
 Chambers
 Septa
 Segmental Wall Motion
 CO
 Mass/Veg/thrombus/other
 Others :

NO ASD
Subaortic VSD malalignes
RCC prolapse
Mild AR
 $\Delta 120$
non ruptum
ASort
No PDA / CoA
 PA pressure

Final impression

S/A VSD & RCC prolapse mild AR
 $\Delta 120$
R



G. B. PANT HOSPITAL, NEW DELHI-110 002
Department of Cardiology
Echocardiography & Doppler Hemodynamic Laboratory



Name Vikas Age & Sex: 11/M OPD/CR. No 1676258 Echo No.....
 Operator Dr Sandeep Wt/Ht _____ Date 5/8/11
 Clinical Diagnosis _____

Measurements

LA/Ao	LVIDd/LVIDs	FS	EF (m-mode)
RVID	IVSd/IVSs	PWTd/PWTs	RA
SVC	IVCi/IVCx	MPA	LPA
RPA	As Ao	Des Ao	MVA
ASD/VSD/PDA EF	⊙ Biventric fn.	LV Mass	2D-LV Volumes

2D Echo Description

Valves	- mild AR, nice prolapse	Doppler Data
Chambers	- AV Tricuspid, No AS	- Unruptured Sinus of Malval.
Septa	RCC	AV
Segmental Wall Motion	- Small PMVSD	TV
CO	Return AP - 80mmHg	PV
Mass/Veg/thrombus/other	- No AS	HR
Others :	- No PE clot / Vgr	PA pressure
	- mild PR, PASP - 95 + PAS	mean PA

Final impression

Unruptured SOV [nice prolapse] / Return AP / mild AR etc
 PMVSD

⊙ Biventric



Delhi Diagnostic Centre

(EQUIPPED WITH AUTO ANALYSER, CELL COUNTER, ELISA READER AND COMPUTERISED ANALYTICAL SYSTEMS)

ISO 9001:2000 Certified Proficiency Testing Programme



Continuous Quality Improvement

BRANCHES :

- F-15/8, KRISHNA NAGAR, (Opp. Hansraj Smarak School), DELHI-51 ● : 22098342 ■
- F-8/35, KRISHNA NAGAR, (Old Police Station Lane), DELHI-51 ● : 22099368 ■
- 1/1, GEETA COLONY, JHEEL CHOWK (Taxi Stand), DELHI-31 ● : 22532631 ■

Dr. AMITABH TAYAL
 MBBS., M.D. (PATH & BACT)
 PATHOLOGIST & MICROBIOLOGIST

TIMING : 8.00 A.M.-8.00 P.M.
SUNDAY : 8.00 A.M. -2.00 P.M.
REPORT COLLECTION : AFTER 6.30 P.M.

Date	19/08/2011	Srl No.	27	Ref. No.	G 7
Name	MR. VIKAS	Age		Sex	M
Ref. By	Dr. V.K.GUPTA				

Test Name	Value	Unit	Reference Value
-----------	-------	------	-----------------

IMMUNOLOGY - SEROLOGY

WIDAL (TYPHOID) SLIDE TEST

	1:40	1:80	1:160	1:320	1:640	1:1280
S Typhi 'H'	+	-	-	-	-	-
S Typhi 'O'	+	-	-	-	-	-
S Para Typhi 'A'	-	-	-	-	-	-
S Para Typhi 'B'	-	-	-	-	-	-

IMPRESSION : **WIDAL TEST is NEGATIVE**

CLINICAL IMPLICATIONS :

- In Enteric fever, serum antibodies usually appear after 6th day of fever. agglutination titres >1:80 are significant and suggestive of infection, whereas low titres are often found in normal individuals in low- endemic areas.
- A single positive result is less significant than rising agglutinin titres.
- A moderate simultaneous rise in the titres of all three "H" agglutinins is suggestive of recent TAB vaccination and current/past infections by other Enterobacteriaceae-sharing common antigens.

Dr. Amitabh Tayal, MD

BIOCHEMISTRY
 FULLY AUTOMATIC, RANDOM ACCESS
 AUTOANALYSER, LOGOTECH, ITALY
 RA-50 BIOCHEMISTRY ANALYSER, ITALY
 AUTONALYSER AUTOCHEM 2011, USA
 RT-1904C, CHINA

HOME COLLECTION FACILITY AVAILABLE
 NOT FOR MEDICOLEGAL PURPOSES
 REGULAR PARTICIPANT & MEMBER OF VILAC-2002 & IAPM-NEQAP
 (Voluntary Inter Laboratory Comparison Programme)
 (Indian Association of Pathologists & Microbiologists National External Quality Assessment Programme)

HORMONES
 AUTOMATIC, RANDOM
 IMMUNOASSAY SYSTEM, AIA-600, JAPAN
 ELISAREADER MEDILISA 318 PLUS, USA
HAEMATOLOGY
 CELL COUNTER ADVIA 60, BAYERS
 LAB LIFE H3D PREMIER WPRO

For accurate sensitive diagnosis.... the key to effective treatment

LN Hospital/
Laxmi Hospital
Balligarh

गु.ते.ब.अ.-49/G.T.B.H-49

गुरु तेग बहादुर अस्पताल : शाहदरा, दिल्ली-110095
GURU TEG BAHADUR HOSPITAL : SHAHDARA, DELHI-110095

डाक्टर के आदेश/DOCTOR'S ORDERS

2011 422 98092

नाम Name	Vikas	11/2/	आयु Age	लिंग Sex	के.ए. सं. C.R. No.
वार्ड Ward	P.O.P.D	M	विस्तर Bed	इकाई Unit	IV

सभी आदेशों के आगे आद्यक्षर करें। रद्द करने के लिए बीचों बीच काटें और उसके आगे अपने आद्यक्षर करें। परचात् पलटने पर और बड़ी शल्य क्रियाओं के बाद सभी आदेशों को दुबारा लिखें।

INITIAL ALL ORDERS, CANCEL BY CROSSING THROUGH AND INITIALLING/REWRITE ALL ORDERS WHEN TURNING OVER AND AFTER MAJOR OPERATIONS


तारीख
Date

आदेश/ORDERS

(दवाइयां, टीके और अन्य चिकित्साएं, अन्वेषण/Medicines, Injections & Other Treatment, Investigations)

To
Dr Ravi Gera. (ward 17)
Dept. of Paeds
LN Hospital.

Madam
Kindly do ECHO for pt. Vikas, 11/2/M,
CR No-201142298092, in P.O.P.D & UNIT-4,
GTB Hospital.


Paeds, UNIT-4.
(GTB H)

डाक्टर के आदेश/DOCTOR'S ORDERS

GURU TEGH BAHADUR HOSPITAL

GOVT. OF N.C.T. OF DELHI : DILSHAD GARDEN, DELHI-110 095

AND

ASSOCIATED UNIVERSITY COLLEGE OF MEDICAL SCIENCES

Deptt. Unit & I/C <i>Pediatrics</i>	Days <i>we. Sa.</i>	Room No. <i>103</i>	Central I.D. No. <i>201142298092</i>
Name <i>Vikas</i>	Age	Sex <i>Male</i>	Address <i>Shri. Delhi</i>
Provisional Diagnosis <i>15/04/2011</i>		Cl. No. -> <i>201142298092</i>	

29

128

- %o lapitations x today 6mths.
- H/o heart lesion at birth (papers not brought)
T/E taken for 2 years.
- No %o fever, abdominal pain, swelling of legs, skin lesion,

O/E: conscious, vital stable
 NO Pallor/Icterus
 NO LAP, pedal edema, JVP int. raised.
 * * HR - 90/min

CVS: pansystolic murmur (+)

chest: clear, B/L a/c equal.

P/A: kept, NO HSM.

Adv:

• ECHD (LN Hospital)

Notifiable Diseases (1) Cholera (2) Small Pox (3) Plague (4) Chicken Pox (5) Tuberculosis (6) Leprosy
 (If any please tick) (7) Enteric Fever (8) Cerebro Spinal Meningitis (9) Diphtheria (10) Dengue Haemorrhagic Fever
 In case of Epidemics - (1) Acute Gastroenteritis (2) Viral Hepatitis (3) Acute flaccid paralysis (Polio)
 निर्देश : कृपया इस कार्ड को सम्माल कर रखें ताकि आवश्यकता पड़ने पर इसकी कम्प्यूटर संख्या से मरीज का पूर्व इलाज एवं अन्य विवरण जाना जा सके।

GOVERNMENT OF NATIONAL CAPITAL TERRITORY OF DELHI



GOVIND BALLABH PANT HOSPITAL

1, Jawaharlal Nehru Marg, New Delhi-110002

गोविन्द बल्लभ पंत चिकित्सालय

नई दिल्ली-110002

OUT PATIENT REGISTRATION CARD

Unit II ; Dr S. TYAGI/DR. SUMOD KURIEN

NEW OPD BLOCK - Room No.: 105

OPD REGN NO : 1676258

Clinic : PAED CARDIOLOGY (Fri 2PM)

Patient's Name : VIKASH

Age/Sex : 11 MALE

Father's Name : SURENDER

Category GENERAL

Address : BHAGWAN PUR KHEDRA DELHI

DATED : PROVISIONAL DIAGNOSIS :

29-7-2011 13:38:17 / New

*Δ - SIA V/P
Acc Prim
MID AN
(C110)*

Allergic to 11 year
cut - 23245

EXAMINATION / TREATMENT :

INVESTIGATIONS :-

- HAEMOGLOBIN
- TOTAL LEUCOCYTE COUNT
- DIFFERENTIAL LEUCOCYTE COUNT
- ESR
- BLEEDING TIME
- CLOTTING TIME
- PLATELET COUNT
- PROTHROMBIN TIME

Cl - palpitation x 6 months

*CVS - SMC (P)
minutes
Aorta aortic*

*ESMT at aortic an.
? AB.*

- URINE (RM)
- URINE (CS)
- STOOL (R/E)
- STOOL (OCULT BLOOD)
- MISC
- LIVER FUNCTION TEST
 - S. BILIRUBIN T/D
 - AST /ALT
 - ALKALINE PHOSPHATE
- S. PROTIEN T/D
- S. AMYLASE
- HBSAg
- ANTI HBe
- KIDNEY FUNCTION TEST
 - S. UREA / S. CREATININE
- LIPID PROFILE
 - TOTAL CHOLESTEROL
 - HDL / LDL / VLDL / TG
- BLOOD SUGAR
 - FASTING / RANDOM / PP

Echo done 9.30 AM

Echo review

Echo to 7/11

2/9/11

Dr



श्री १०८/वीरवार

LOK NAYAK HOSPITAL

NEW DELHI - 110002

लोक नायक अस्पताल

नई दिल्ली - 110002

EPBX No. : 23233400, 23232400
 Casualty No. : 23235152
 M.S. Office Fax No. : 23232870
 E-mail: lnhmsoffice@gmail.com
 mslnh@nic.in

GOVERNMENT OF NATIONAL CAPITAL TERRITORY OF DELHI

OUT PATIENT REGISTRATION CARD

Queue Token No. :

Deptt.	PAFDS MEDICINE	UNIT (MON,THU)	Room No.	64B	OPD Regn. No.	189891	75			
Name	VIKAS	Dr S Yadav/Dr D Dham	Sex	M	Age	11	Date	20-JUN-11	Marital Status	
S / D / W of	MR	Area/ Location	NEW DELHI		Referred to Deptt.	10:11 AM	Referred To Room No.			
Religion		Nationality			Occupation		APL	BPL	Monthly Income	
D O B		Birth Wt(kg.)			Wt(kg.)	33kg	HC (Cms.)		Ht (Cms.)	
Immunization	BCG	DPT 1 2 3 B1 B2	OPV 1 2 3 B1 B2	Hepatitis B 1 2 3	Measles	MMR	Typhoid	Other		

PROVISIONAL DIAGNOSIS :

Allergic to _____

INVESTIGATIONS	DATE	CLINICAL FINDINGS & REPORTS	TREATMENT
HEMATOLOGY Hb / TLC / DLC ESR Platelet count BT / CT / PT PS URINE EXAM Sugar Alb Microscopy C / S BIO-CHEMISTRY CGI Bl. Sugar F/ PP/ R Glycosylated Hb. Bl. Urea S. Creatinine S. Uric Acid S. Electrolytes: Na / K S. Calcium S. Phosphorus Lipid Profile LFT S. Bilirubin / T / D / I SGOT (ALT) SGPT (AST) S. Alk. Phosp S. Protein Total Alb Globulin AG Ratio Prothrombin Time /INR RADIOLOGY X-Ray Chest USG CT Scan / MRI MICROBIOLOGY HbsAg HIV ASO CRP S. Widal Blood C / S STS OTHERS ECG ECHO ABG Blood Group	13/7/11 at 9 AM	child referred from QTBH for d/P (ECHO) (Dr. Rami here, wd-17) Rpt. for G13 Part Hospital for also for 1576258	2mg

Sig. / Name / Designation of Doctor
 Date & Time :

अस्पताल परिसर में ही ही सिगरेट पीना (शय्यादान) लावनीय आगश है।



श्री १०८/वीरवार

LOK NAYAK HOSPITAL

NEW DELHI - 110002

लोक नायक अस्पताल

नई दिल्ली - 110002

EPBX No. : 23233400, 23232400
 Casualty No. : 23235152
 M.S. Office Fax No. : 23232870
 E-mail: lnhmsoffice@gmail.com
 mslnh@nic.in

GOVERNMENT OF NATIONAL CAPITAL TERRITORY OF DELHI

OUT PATIENT REGISTRATION CARD

Queue Token No. :

Deptt.	PAFDS MEDICINE	UNIT (MON,THU)	Room No.	64B	OPD Regn. No.	189891	75			
Name	VIKAS	Dr S Yadav/Dr D Dham	Sex	M	Age	11	Date	20-JUN-11	Marital Status	
S / D / W of	MR	Area/ Location	NEW DELHI		Referred to Deptt.	10:11 AM	Referred To Room No.			
Religion		Nationality		Occupation		APL	BPL	Monthly Income		
D O B		Birth Wt(kg.)		Wt(kg.)	33kg	HC (Cms.)		Ht (Cms.)		
Immunization	BCG	DPT 1 2 3 B1 B2	OPV 1 2 3 B1 B2	Hepatitis B 1 2 3	Measles	MMR	Typhoid	Other		

PROVISIONAL DIAGNOSIS :

Allergic to _____

INVESTIGATIONS	DATE	CLINICAL FINDINGS & REPORTS	TREATMENT
HEMATOLOGY Hb / TLC / DLC ESR Platelet count BT / CT / PT PS URINE EXAM Sugar Alb Microscopy C / S BIO-CHEMISTRY CGI Bl. Sugar F/ PP/ R Glycosylated Hb. Bl. Urea S. Creatinine S. Uric Acid S. Electrolytes: Na / K S. Calcium S. Phosphorus Lipid Profile LFT S. Bilirubin / T / D / I SGOT (ALT) SGPT (AST) S. Alk. Phosp S. Protein Total Alb Globulin AG Ratio Prothrombin Time /INR RADIOLOGY X-Ray Chest USG CT Scan / MRI MICROBIOLOGY HbsAg HIV ASO CRP S. Widal Blood C / S STS OTHERS ECG ECHO ABG Blood Group	13/7/11 at 9 AM	child referred from QTBH for d/p (ECHO) (Dr. Rami here, wd-17) Rpt. for G13 Part Hospital for also for 1576258	2mg

Sig. / Name / Designation of Doctor
 Date & Time :

अस्पताल परिसर में ही ही सिगरेट पीना (शय्यादान) लाहनीय आगश है।

नैदानिक रसायन विज्ञान विभाग—I
CLINICAL CHEMISTRY DEPARTMENT—I

यू.सी.एम.एस. व गुरु तेग बहादुर अस्पताल, दिल्ली-110095
UCMS & GTB Hospital, Delhi-110095

नैमी/अविलम्ब
ROUTINE/URGENT

वारो/आपा. सं.
OP/Cas No.

के. प. सं.
C. R. No. 201144479280

प्रयो. सं.
Lab. No. ple

नाम Name	आयु Age	लिंग Sex	इकाई Unit	बा रोगो/आपा/वाड OPD/Cas/Ward
Vikas	11y	M		कमरा/बिस्तर सं० Room/Bed No.

अनन्तिम रोग निर्णय
Provisional diagnosis

सुसंगत नैदानिक व प्रयोगशाला तथ्य व दी गयी दवाएं
Relevant Clinical & Lab. Data
incl. drugs administered

Hb.....gm%

Sugar. 100...mg%

Urea 30...mg%

अपेक्षित अन्वेषण
Investigation(s)
Required:

Hem. B, USE, RBS Sodium 133mEq%/L
Potassium 3.9mEq%/L

पूर्व प्रतिवेदन
Previous Report:

Hb - 8.1 gm% संदर्भ सं.
TLC 4700 mg% Lab. ref. No.
Platelet 202 x 10⁹/L दिनांक
21/8/11

चिकित्सक का नाम
Name of Doctor

PCV हस्ताक्षर
Signature

दिनांक
Date: 21/8/11

प्रतिदर्श
Specimen

संग्रह समय व दिनांक
Collection Time &
Date:

एन्टीकोएगुलेंट
Anticoagulant: Flouride oxalate mixture/
Plain/EDTA

प्राप्त होने का समय व दिनांक
Received Time &
Date:

रोगी को निर्देश
Instructions to the patient:

अपूर्ण प्रपत्र स्वीकार नहीं किए जायेंगे
INCOMPLETE FORMS WILL NOT BE ACCEPTED

प्रतिवेदन पृष्ठ भाग में
Report on Reverse



GBP-119

G. B. PANT HOSPITAL
NEW DELHI

445498

SPECIAL DRUG FORM

12/8

NAME:

Ur Rash

O.P.D. No.

C/1676258

2 | r Augmentin 325 1/2 - 1/2 - 1/2

r Trimac 1/2 - 1/2

* only

SENIOR RESIDENT
Dept. of Cardiology
G. B. Pant Hospital
New Delhi-110002

Dr. V.K. GUPTA
B.Sc. B.A.M.S

Regn No. 5443

CLINIC :
Dr. V.K. GUPTA CLINIC
& PATHOLOGY LAB.
1/5208, BALBEER NAGAR EXT.
(60 FOOTA ROAD) NEAR LONI ROAD
SHAHDARA, DELHI-110032
22326374 (Clinic)
0120-2625368 (Resi.)
9810517927 (Mobile)

19.05.11

MR. Vikal
11yr/M

Δ P.U.O

50 Fever x 5 days
OTW

[Urdal - ue
MP. - ue

R
① Tab. Zanocef 200P 1Pm 0 3:00
0 8:00

② Tab. Surhex - XT 10m - 0 4:00

* Tab. Calpal 675 1W F 1Tab (3:00)

③ Tab. Rebetel (20u) 1m (अच्छे खांसी के)

x 5 days

✓ Temp. Check 6HR

D

OFFICE COPY

TERRITORY OF DELHI

011-23233001
011-23234242



GOVIND BALLABH PANT HOSPITAL

1, Jawaharlal Nehru Marg, New Delhi-110002

गोविन्द बल्लभ पंत चिकित्सालय

नई दिल्ली-110002

OUT PATIENT REGISTRATION CARD

Unit II | Dr S. TYAGI/DR. SUMOD KURIEN

NEW OPD BLOCK - Room No.: 105

OPD REGN NO : 1676258

Clinic : PAED CARDIOLOGY (Fri 2PM)

Patient's Name : VIKASH

Age/Sex : 11 MALE

Father's Name : SURENDER

Category GENERAL

Address : BHAGWAN PUR KHEDELA DELHI

DATED : PROVISIONAL DIAGNOSIS :

29-7-2011 13:38:17 / New

Allergic to Penicillin

EXAMINATION / TREATMENT :

INVESTIGATIONS :-

- HAEMOGLOBIN
- TOTAL LEUCOCYTE COUNT
- DIFFERENTIAL LEUCOCYTE COUNT
- ESH
- BLEEDING TIME
- CLOTTING TIME
- PLATELET COUNT
- PROTHROMBIN TIME

- URINE (RM)
- URINE (CS)
- STOOL (RE)
- STOOL (OCULT BLOOD)
- MISC

- LIVER FUNCTION TEST
 - S. BILIRUBIN T/D
 - AST /ALT
 - ALKALINE PHOSPHATE

- S. PROTIEN T/D
- S. AMYLASE
- HBsAg
- ANTI HBc
- KIDNEY FUNCTION TEST
 - B. UREA - S. CREATININE
- LIPID PROFILE
 - TOTAL CHOLESTEROL
 - HDL / LDL / VLDL / TG
- BLOOD SUGAR
 - FASTING / RANDOM / PP

- X-RAY
- ULTRASCOUND
- CT SCAN
- MRI
- E.C.G.
- 2D ECHO / DOPPLER
- T.M.T
- HÖLTER
- EEG / EMG

CSM + anti agglutination

Echo done 9.30 AM

vikash-
 (23-8-11)

Out Patient Record

Please Bring This Record With You



Date of Registration 6/9/11 Registration No. 632691

Name Mast. Vikash


Age 11 yrs Sex M Name of Consultant Dr. Beheetosh Maluwal

Address Shahdara, Delhi

Phone No. 8882715643

Investigation Advised	Treatment
Echocardiography	
(iv) Segmental analysis	
Intact IAS	
clearly scattered IAS	
RCC prolapse	
Mild A2	
Small sub A2 valve	
Needs valve + A2 valve	
separations	
Aortic regurgitation	Faulty can contribute
	up good. R2
8/34 prolapse	Aortic

Date 6/9/11



Name of Consultant Dr. Behrooz Marouf

History wt - 233 kg

Registration

Clinical Examination

Heart Rate

Das d'vros sin aye d

Blood Pressure

15-20 days

Cardiovascular System Examination

Has served well.

Respiratory System Examination

no fever 15 days back, cough
for 1 wk. , was acute eye

General Examination

It in COTB hospital

Diagnosis