



SPY CLUB  
MERCER CLASSIC  
OFFER JUMPER TEAM





HEART STATION

ECHO REPORT

Name : SIMON SINGH	Age : 3 mths	Sex : Female
Regn No : 00403361	Lab No : 35296	Tape No :
Study Date : 10/29/2010	Weight : 5.80 kg	
Reason of study : ? PS.		

Ventricles

Normal left ventricle  
Dilated right ventricle  
Intact ventricular Septum

Conotruncus

Bicuspid doming pulmonary valve  
Normal tricuspid aortic valve

Great Arteries

No evidence of coarctation of aorta  
Confluent pulmonary arteries

Function

Normal LV Function  
Normal RV Function

Effusion

No pericardial effusion

Shunts

No atrial shunt  
No ventricular shunt  
No patent ductus arteriosus detected

Coronaries

Normal

Haemodynamics

Normal TV Velocity  
Normal MV Velocity  
Normal PV Velocity  
Normal AV Velocity  
No mitral regurgitation  
No tricuspid regurgitation  
No aortic regurgitation

# Out Patient Record

Please Bring This Record With You



Date of Registration 2/7/11 Registration No. 403361

Name Baby Simon Singh

Age 1yr Sex F Name of Consultant Dr. Dehraj Marwah

Address Maharani Bagh, South Delhi.

Simon Singh  
Dr. Ashutosh Mehta

Sir,

This has reference to your enquiry with regard to charges for test, please find below the same :

1. ASD Device package .

Rs. 75,000/-

2. Cost of Service

Rs. 80,000/- Approx

3. Med &amp; Consumables (s)

Rs. 25,000/- Approx

4.

Rs

TOTAL

RS 1,80,000/- (Approx)

We may now request you to send us the payment in advance by demand draft / Cheque favouring Escorts Heart Institute & Research Centre, payable at New Delhi.

Package includes ~~03 days stay~~

Yours

Thanking you



FORTIS ESCORTS HEART INSTITUTE  
AND RESEARCH CENTRE LIMITED  
Okhla Road, New Delhi-110025



<b>Name:</b> SIMON SINGH,	<b>Study Date:</b> 16-01-2014 11:37
<b>MRN:</b> 403361	
<b>DOB:</b> 23-07-2010 (dd-MM-yyyy)	<b>Gender:</b> Female
<b>Age:</b> 3 1/4 Years	<b>Weight:</b> 13 kg
<b>History:</b> ASD with PS	

**Interpretation Summary**

Fossa ovalis ASD (10 x 12 mm) bidirectional shunt. Moderate valvar PS, PS gradient 45mmHg. Normal ventricular function.

**Cardiac Position**

Levocardia. Abdominal situs solitus. Atrial situs solitus. D Ventricular Loop. S Normal position great vessels.

**Veins**

Normal systemic venous drainage. Normal pulmonary venous drainage.

**Atrium**

Normal right atrial size. Normal left atrial size. Fossa ovalis ASD (10 x 12 mm).

**Atrioventricular Valves**

Normal tricuspid valve. Normal mitral valve.

**Ventricles**

Dilated RV. Normal left ventricle structure and size. Intact ventricular septum.

**Semilunar Valves**

Doming pulmonic valve. Normal tricuspid aortic valve.

**Great Vessels**

Normal size aorta. Normal pulmonary artery branches. No patent ductus arteriosus.

**Coronary Arteries**

Normal coronary arteries.

**Pericardial and Pleural Space**

No pericardial effusion.

**Function**

Normal right ventricular systolic and diastolic function. Normal left ventricular systolic and diastolic function.

**Inflow Hemodynamics**

Normal tricuspid valve velocity. No TR. Normal mitral valve velocity. No MR.

**Outflow Hemodynamics**

Increased pulmonic valve velocity. No PR. Normal aortic valve velocity. No AR.

**Shunts**

Atrial bi-directional shunt. No ventricular shunt. No patent ductus arteriosus detected.

**MMode/2D Measurements & Calculations**

FS: 33.3 %


LA/Ao: 1.1

PV annu diam: 1.6 cm

**Xcelera Classic Z-Scores**

Measurement Name	Value	Z-Score	Predicted	Normal Range	Measurement Name	Value	Z-Score	Predicted	Normal Range
Ao root diam	1.9 cm				LA dimension	2.0 cm			
LVIDd	3.6 cm	150			LVIDs	2.4 cm			

Reading Physician: \_\_\_\_\_


  
DR ASHUTOSH MARWAH, PRINCIPAL CONSULTANT 18-01-2014  
14:19

Performed By: DR ASHUTOSH MARWAH, PRINCIPAL CONSULTANT

**ESCORTS HEART INSTITUTE AND RESEARCH CENTRE LTD.  
BILL CUM RECEIPT**

Regn. No.: 00403361      Bill No.: 13/01/NBG2-H10823/Ca/OH050461  
 Name : BABY SIMON      SINGH      Date. : 16/01/2014  
 Sex : F      OPD No. : OP01804771

S.No.	Particulars	Unit	Rate	Amount
1	CONSULTATION PAEDIATRIC AND CONGENITAL SURGERY	1	500	500
2	PEDIATRIC ECHO	1	3000	3000

Sub Total : 3500  
 Amount Paid : 3500

(Received a sum of Rupees Three Thousand Five Hundred only)

Signature  
 (Krishan Kumar Verma)

**Payment Details**

Sr No	Mode	Particulars	Amount
1	Cash		3500
Total			3500

\* Individual amounts have been rounded off to the nearest Rupee





Heart R

Date \_\_\_\_\_

### ADMISSION SLIP

Please admit the following in  Emergency  CCU  Ward  Day Cath Room  Cath Lab

Name Simon Singh Age \_\_\_\_\_ yrs  M  F

Regn. No. 403304 Schedule date 10/11/14 Time \_\_\_\_\_

Contact Telephone No. with STD code \_\_\_\_\_

Under the care of Dr. (s) A. K. Singh

#### CONTEMPLATED PROCEDURE

#### PROVISIONAL DIAGNOSIS

Cardiac Cath  Day  Regular

Non-ionic contrast  Yes  No

Regular Dye  Yes  No

Angiogram

PTCA  EPS  BMV  PPI  Surgery \_\_\_\_\_ Any other \_\_\_\_\_


#### SURGERY PATIENTS TO PLEASE NOTE सर्जरी के रोगी कृपया नोट करें

- You can contact Admission Desk with this slip for enlistment.  
इस स्लिप को एडमिशन डेस्क पर दिखा कर अपना नाम नोट करवा दें।
- Unless you are arriving from outstation straight to the hospital on the scheduled date, please inform your presence / arrival in Delhi to Admission Desk and wait for a call from us regarding bed.  
अगर आप निर्यातित तिथि पर दिल्ली के बाहर से लीचे बटरीद्यूट नहीं आ रहे तो अग्र सूचना होना यदि आप निर्यातित तिथि को अपनी दिल्ली में उपस्थिति/आगमन एडमिशन डेस्क को नोट करा दें और बेड के बारे में टेलीफोन काल की प्रतीक्षा करें।
- Please bring all your reports/angio/CD/cassette (if applicable) at the time of admission.  
कृपया सर्जरी के समय अपनी रिपोर्टें / एंजियोग्राम / सीडी / कैसट्टे आदि जो हो साथ लायें।
- 4 or  6 units of blood to be donated before surgery on any workday between 9.30 am. to 1.00 p.m. and between 2.00 p.m. to 4.00 p.m.  
सर्जरी से पहले किसी कार्य दिवस पर 9.30 बजे से 1.00 बजे और 2.00 बजे से 4.00 बजे के बीच बेलमैज में बस बैंक में  4 या  6 युनिट रक्त का दान करवाना होगा।
- Disprin to be stopped  immediately  one week before surgery.  
डिस्प्रीन का सेवन  तुरंत  सर्जरी के एक सप्ताह पहले बंद कर दें।
- Please refer to In-patient's Guide for other related information.  
अगर सम्बन्धित जानकारी के लिए सूचना केन्द्र/ एडमिशन डेस्क से इन पैट्रन्टल गाइड से लें।

ST-026-002

PK  
Authorized Signatory

Date 2/7/11



Name of Consultant Dr. Acheebek Marwah

History wt -> 8.64 kg.

Reviset  
Paed. Echo.

Clinical Examination

Heart Rate 80/min

Blood Pressure

di pulsi.

Cardiovascular System Examination

no fruh caplatri


Respiratory System Examination

General Examination

Diagnosis

Tonus fuan d'pa 10 d'pa 12mm  
Vismal'2' d'pa 10 d'pa 12mm

3m

Investigation Advised	Treatment
<u>ECHO</u>	
fossa ovalis ASD 11x12 mm shut by L→R	
Downing pulmonary valve	
Pulmonary valve Reate PG 40 mmHg.	
Dilated RA / RV.	
Normal LV function	
SVC rim 10x5mm (nodular)	$\frac{50}{50}$
<u>Advt</u>	
SBE prophylaxis	
Re-ops 6m	
<del>  </del>	

Date 2/5/12

Name of Consultant Dr. Ashutosh Marmah. Age 24 yrs

Clinical Examination wt = 10.8 kg

Heart Rate

Respir, Pedecals

Blood Pressure

Case of ASD c value PS

PSG 46

on Nitroglycerin change for lab 200

Results of Previous Investigations

Sup Skeletal 1 Tol 00  
+ 3m  
Sup Vitefol 2.5ms low delay  
+ 3m  
SISE publylans  
Re eye 6m 4m

bc no.

Investigation Advised	Treatment
. Fossa-ovalis ASD. (11x12mm)	1 → R pt
. Dilated RA/RV.	. Pul. valve leak P4: 46mm.
. Normal LV function	

Done  
SSK

Date 16/1/14

Name of Consultant Dr. Ashutosh Marwah.

Pge: 3

Clinical Examination Wt - 13kg.

Heart Rate

Revis. to Echo

Blood Pressure

Estimate for AAO device  
(Heart R)

Results of Previous Investigations Echo III / VI normal in AAO

- PL has been advised for AAO device by cath.

Apr Adv. AAO device +  
PI dilatation  
Kumar

Yrs.

Investigation Advised	Treatment
(N) situm, leucocels	
AV - VA concordance	
NRGA, (N) systemic (pulmonary) stenosis forss aorta ASD 12x10mm bicuspid aortic	
valvular PS. Cir 45mmHg	
pul stenosis 16mm	
① aortic	
No PDS / W/S	
Aortic	<p>⊙</p> <ul style="list-style-type: none"> <li>Tocaine when prepared</li> </ul> <p>Adm on 12/2/24</p> <p>Ar</p>

सेवा में,  
श्रीमान व्यवस्थापक महोदय,  
रिलीफ इण्डिया ट्रस्ट,  
जी-22, डॉक्टर-3,  
नैरडा, गौतमबुद्ध नगर, (उत्तर)

विषय → बेटी के दिल में रैद के इलाज के लिए आर्थिक  
सहायता प्रार्थनापत्र।

महोदय,  
सन्तान निवेदन है कि मैं उमेश सिंह सफल नं० - A-4,  
सिद्धार्थनगर दिल्ली में रहता हूँ। मेरी बेटी स्मिथन की उम्र  
तीन साल ६ मास है जो कि एकजात दिल की बीमारी  
से ग्रस्त है। अक्टूबर 2010 में फोर्टिस स्कार्टिस अस्पताल, दिल्ली  
रिफरेंसल नंबर - 403361 में डॉक्टरों द्वारा चैकअप कराया।  
उन्होंने बताया कि मेरी बेटी के दिल में रैद है, जिसका सफल  
इलाज सर्जरी है। इलाज में एक लाख जस्सी ठपार (1,00,000)  
रकबा खर्चा बताया गया है। मैं जनरल स्टोर में हेलपर का काम  
करता हूँ। मेरी आर्थिक स्थिति ठीक न होने के कारण मैं सर्जरी  
के इलाज का खर्चा खर्च करने में असमर्थ हूँ। आपसे प्रार्थना है कि  
मुझे इलाज के लिए आर्थिक सहायता प्रदान करें। आपकी सहायता  
मेरी बेटी को एक नया जीवन व उज्ज्वल भविष्य दे सकती है।

सचन्यवद

प्रार्थी उमेश सिंह

उमेश सिंह

पता - सफल नं० A-4, सिद्धार्थनगर, आरण,

नई दिल्ली  
दिनांक - 05/2014

*उमेश सिंह*